

Inline terminal - IB IL 24/230 DOR1/W-PAC - 2861881

Please be informed that the data shown in this PDF Document is generated from our Online Catalog. Please find the complete data in the user's documentation. Our General Terms of Use for Downloads are valid (<http://phoenixcontact.com/download>)



Inline, Relay terminal, Relay output: 1 (floating contacts), 24 V AC / 230 V AC, 3 A, for switching ohmic loads, transmission speed in the local bus: 500 kbps, degree of protection: IP20, including Inline connector and labeling field

Product Description


The terminal is designed for use within an Inline station. It has one floating SPDT relay contact.

Your advantages

- Safe isolation
- Floating connection for one actuator
- Nominal current at the output: 3 A
- Total current of the terminal: 3 A
- Diagnostic and status indicators



Key Commercial Data

Packing unit	1 pc
GTIN	 4 017918 894580
GTIN	4017918894580
Weight per Piece (excluding packing)	79.400 g
Custom tariff number	85389091
Country of origin	Germany

Technical data

Note

Utilization restriction	EMC: class A product, see manufacturer's declaration in the download area
-------------------------	---

Inline terminal - IB IL 24/230 DOR1/W-PAC - 2861881

Technical data

Dimensions

Width	12.2 mm
Height	119.8 mm
Depth	71.5 mm
Note on dimensions	Housing dimensions

Ambient conditions

Ambient temperature (operation)	-25 °C ... 55 °C
Ambient temperature (storage/transport)	-25 °C ... 85 °C
Permissible humidity (operation)	75 % ... 85 % (in the range of -25°C ... +55°C, appropriate measures against increased humidity (> 85%) must be taken.)
Permissible humidity (storage/transport)	75 % ... 85 % (slight temporary condensation may sometimes appear on the housing)
Air pressure (operation)	70 kPa ... 106 kPa (up to 3000 m above sea level)
Air pressure (storage/transport)	70 kPa ... 106 kPa (up to 3000 m above sea level)
Degree of protection	IP20

General

Mounting type	DIN rail
Color	gray
Net weight	46 g
Note on weight specifications	without plug

Interfaces

Designation	Inline local bus
No. of channels	2
Connection method	Inline data jumper
Transmission speed	500 kbps

Inline potentials

Designation	Communications power (U_L)
Supply voltage	7.5 V DC (via voltage jumper)
Current consumption	max. 60 mA

Digital outputs

Output name	Relay output
Output description	SPDT relay contact
Connection method	Spring-cage connection
Number of outputs	1 (floating contacts)
Nominal output voltage	24 V AC
	230 V AC
Maximum output current per channel	3 A

Inline terminal - IB IL 24/230 DOR1/W-PAC - 2861881

Technical data

Digital outputs

Maximum output current per module	3 A
-----------------------------------	-----

Electrical isolation

Test section	Relay contact / Bus logics 4 kV 50 Hz 1 min.
	Contact/contact 1 kV 50 Hz 1 min.
	Contact / PE 1 kV 50 Hz 1 min.

Standards and Regulations

Connection in acc. with standard	CUL
Protection class	I (IEC 61140, EN 61140, VDE 0140-1)

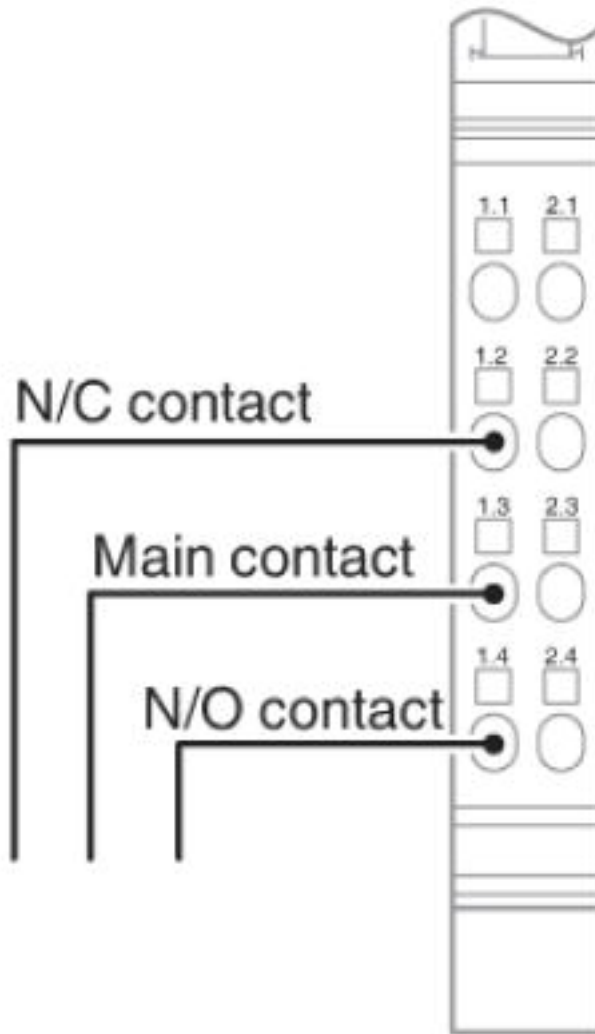
Environmental Product Compliance

China RoHS	Environmentally friendly use period: unlimited = EFUP-e
	No hazardous substances above threshold values

Drawings

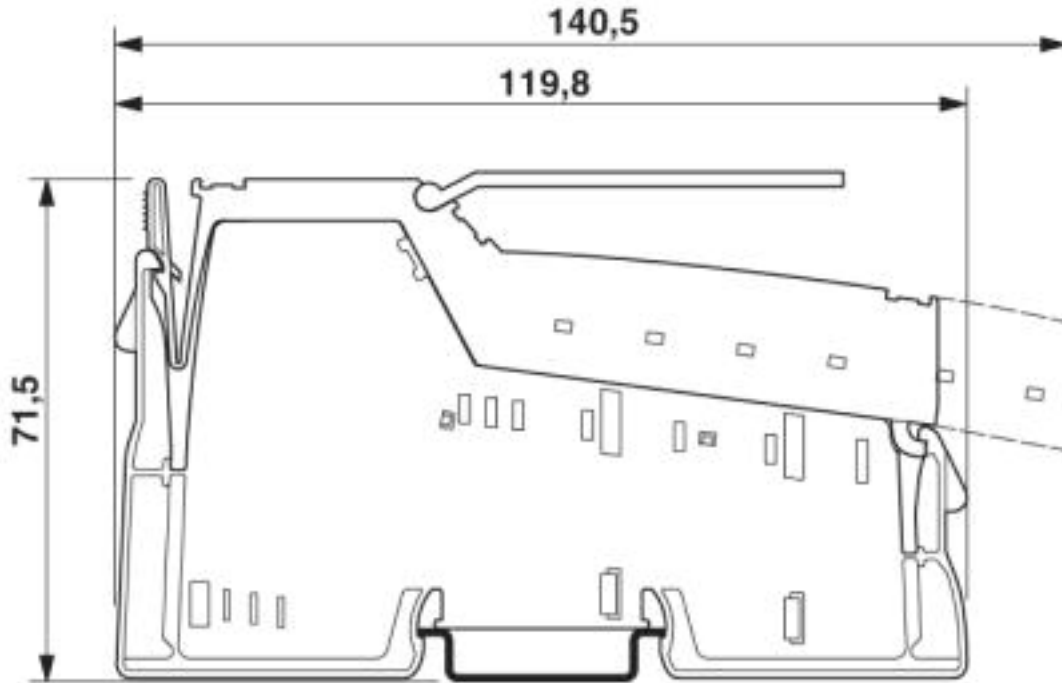
Inline terminal - IB IL 24/230 DOR1/W-PAC - 2861881

Connection diagram



Inline terminal - IB IL 24/230 DOR1/W-PAC - 2861881

Dimensional drawing



Classifications

eCl@ss

eCl@ss 4.0	27250300
eCl@ss 4.1	27250300
eCl@ss 5.0	27250300
eCl@ss 5.1	27242600
eCl@ss 6.0	27242600
eCl@ss 7.0	27242604
eCl@ss 8.0	27242604
eCl@ss 9.0	27242604

ETIM

ETIM 2.0	EC001430
ETIM 3.0	EC001599
ETIM 4.0	EC001599
ETIM 5.0	EC001599
ETIM 6.0	EC001599
ETIM 7.0	EC001599

Inline terminal - IB IL 24/230 DOR1/W-PAC - 2861881

Classifications

UNSPSC

UNSPSC 6.01	43172015
UNSPSC 7.0901	43201404
UNSPSC 11	43172015
UNSPSC 12.01	43201404
UNSPSC 13.2	32151602

Approvals

Approvals





Approvals

DNV GL / BV / LR / ABS / BSH / UL Recognized / EAC

Ex Approvals

UL Listed / cUL Listed / cULus Listed

Approval details

DNV GL		https://approvalfinder.dnvgl.com/	TAA00000BN
BV		http://www.veristar.com/portal/veristarinfo/generalinfo/approved/approvedProducts/equipmentAndMaterials	21725/B0 BV
LR		http://www.lr.org/en	08/20033
ABS		http://www.eagle.org/eagleExternalPortalWEB/	17-HG1621871-PDA
BSH		http://www.bsh.de/de/index.jsp	Anwenderhinweis
UL Recognized		http://database.ul.com/cgi-bin/XYV/template/LISEXT/1FRAME/index.htm	FILE E 140324

Inline terminal - IB IL 24/230 DOR1/W-PAC - 2861881

Approvals

EAC



EAC-Zulassung

Accessories

Accessories

Connector set

Connector set - IB IL DOR LV-PLSET - 2742667



Connector set for distance terminal

Distance terminal

Inline terminal - IB IL DOR LV-SET - 2742641



Inline distance terminal, without accessories

Inline terminal - IB IL DOR LV-SET-PAC - 2861645



Inline distance terminal, complete with accessories

Inline terminal - IB IL DOR LV-SET - 2742641



Inline distance terminal, without accessories

Inline terminal - IB IL 24/230 DOR1/W-PAC - 2861881

Accessories

Labeling panel

Labeling field - IB IL FIELD 2 - 2727501

Labeling field, width: 12.2 mm



Plug

Inline connector - IB IL SCN-8-AC-REL - 2740290



Plug, for digital 1, 2 or 8-channel Inline terminals with AC voltage

Terminal marking

Insert strip - ESL 62X10 - 0809492



Insert strip, Sheet, white, unlabeled, can be labeled with: Office printing systems: Laser printer, mounting type: insert, lettering field size: 62 x 10 mm, Number of individual labels: 72